

ALDERWASLEY HALL SCHOOL & SIXTH FORM

part of the SENAD Group



2025 Alderwasley Hall School Leavers Tracking Summary

Introduction and Purpose:

The purpose of this document is to review and analyse the year of departure, the destinations and the levels of study for all school leavers at Alderwasley Hall over the last three years, in order to inform the Careers Strategy of the school and any other aspect of school life deemed relevant from this strategic study.

All raw anonymised data is available as appendices at the end of the document. An executive summary provides a brief overview of the findings which are then analysed in detail in terms of end of phase leavers, mid-phase leavers, end of year and mid-year leavers, types of destinations and level of courses progressed to for end of phase leavers both for specific years and year on year trends.

Executive Summary

The trends seen over the last 3 years have continued:

- Students leave Alderwasley at different points according to a variety of factors; but although some students leave in Years 13 and 15, the trend for the largest number of students to leave at the end of Year 14 continues to increase.
- Mainstream provision (either further or higher education) continues to be the main type of destination for students leaving Alderwasley Hall, with the number of specialist placements reducing and continuing to return to pre-COVID levels
- The proportion of students progressing onto academic courses (at either Levels 1 (equivalent to several GCSEs at grades 1-4), Level 2 (equivalent to several GCSEs at grades 5-9) or 3 (equivalent to 3 A Levels)) has continued to increase following a decrease during COVID (2020-2022), with the combined percentage of students accessing Higher Education and Level 3 courses being the highest in school history.
- The number of mid-year or mid-phase leavers has continued to be extremely low or non-existent.
- Students that left in the last 3 years have continued to progress on their pathway or changed their pathway as appropriate, although the number of students not responding to request for updates increases the longer they have left Alderwasley Hall.

School leavers

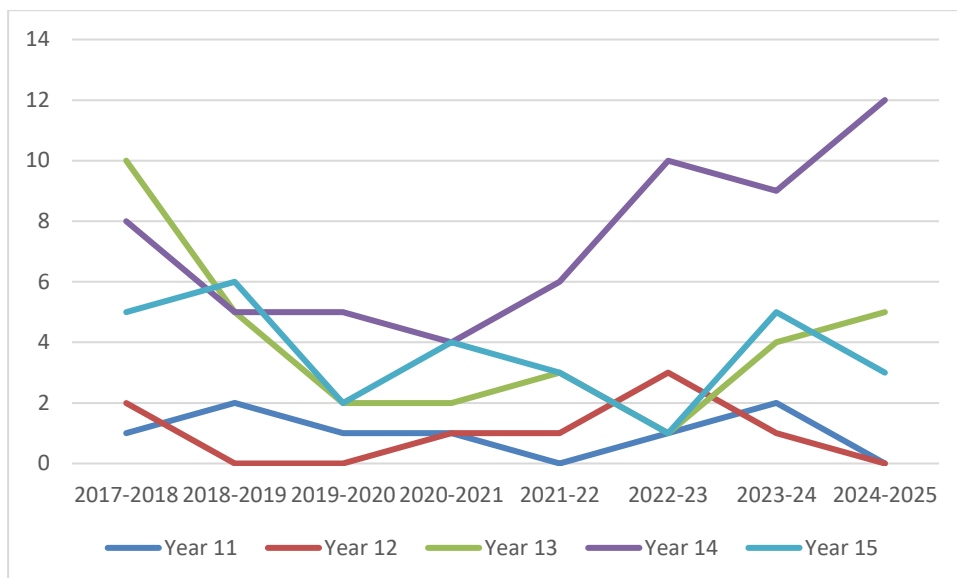


Figure 1. Year on year percentage evolution of leavers' school year in the last 7 years

The number of students finishing at Alderwasley Hall at the end of Year 14 continues to increase year on year, while there are still a number of students finishing at different points in their school career, according to their needs and pathway, particularly in Years 13 and 15.

In terms of the impact of this analysis on the provision at AHS, our careers advice will continue to explain the quality and flexibility of the study programme available at AHS and the curriculum provision (including the dual college programme) will continue to provide opportunities for all students to progress onto the next stage of their pathway at the required point from Year 11-15 depending on their personal circumstances.

Leavers destinations

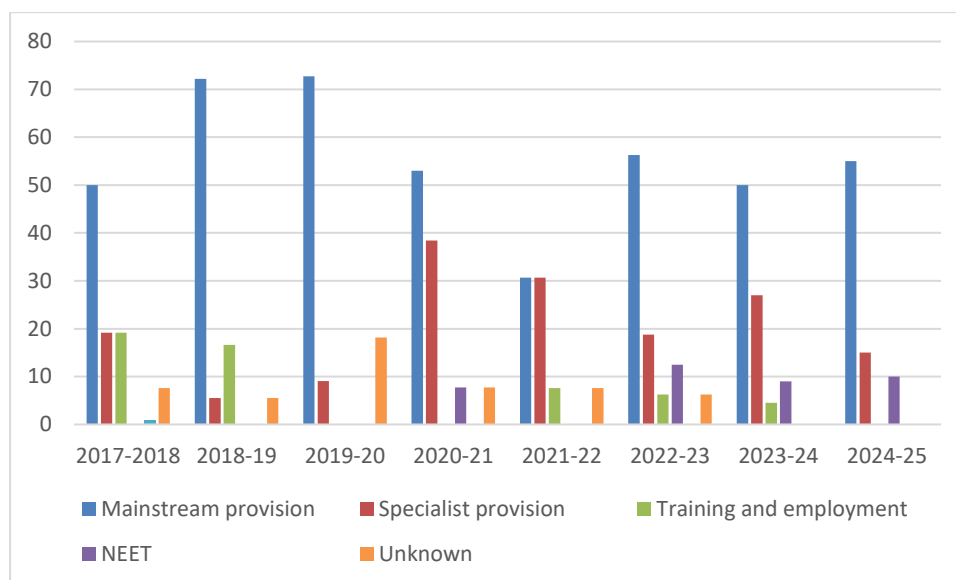


Figure 2. Year on year percentage evolution of type of destination for end of phase leavers

Transition to a mainstream college continues to be the main post-AHS pathway for our students. We continue to work with our partner colleges in the use of “dual placements” to cement the transition of those students that can progress onto mainstream colleges.

The percentage of students progressing onto a specialist placement has reduced further from previous years, nearly returning to the proportion seen pre-COVID. This might be due to our students overcoming the impact that COVID presented in their learning of emotional and social skills during 2020-2022. Being able to access the full spectrum of learning provided by AHS through our provision now enables the majority of our students to develop all those skills as well as the academic knowledge required to progress onto mainstream school

There is an expected year-on-year variance in the percentage of students progressing onto employment, Higher Education, training and employment and those “Not in Education Employment or Training” (NEET) caused by the small size of our cohort for statistical purposes.

The impact of this in our careers provision is that we require our key staff in Post-16 to be able to highlight a variety of mainstream and specialist options to students, as well as continuing to be able to advise students on careers advice regarding access to University and UCAS as and when this is needed.

Level of courses

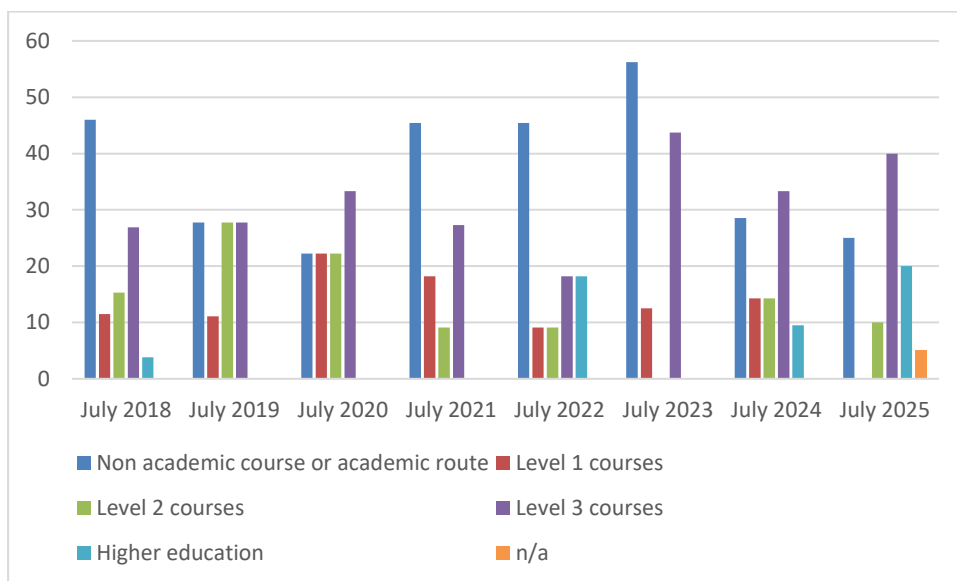


Figure 3. Year on year percentage variation on level of courses progressed to by end of phase leavers

The percentage of students progressing to Level 3 courses is the second highest in our school history, only behind July 2023. The combined percentage of students progressing onto a combination of Level 3 courses or Higher Education degrees is the highest in school history (60%, compared to 30% in 2018, or 42% in 2023).

At the same time the number of students requiring holistic courses that continue to work on their “soft skills” with no formal qualification attached has continued to reduce (45% in 2018, 56% in 2023, and 25% in 2025). This is due again to students being able to fully access the whole of AHS provision for the last 2-3 years, which has enabled them to develop all those skills while at AHS and therefore being able to focus on academic learning for their next step in their pathway.

As a school we will continue to provide level 1, 2 and 3 courses for our students to be equipped with the qualifications they require to continue with their pathway, while enabling through therapy and our “Preparing for Adulthood” programme those opting for a non-academic pathway to equally fulfil their potential.

Mid-year leavers

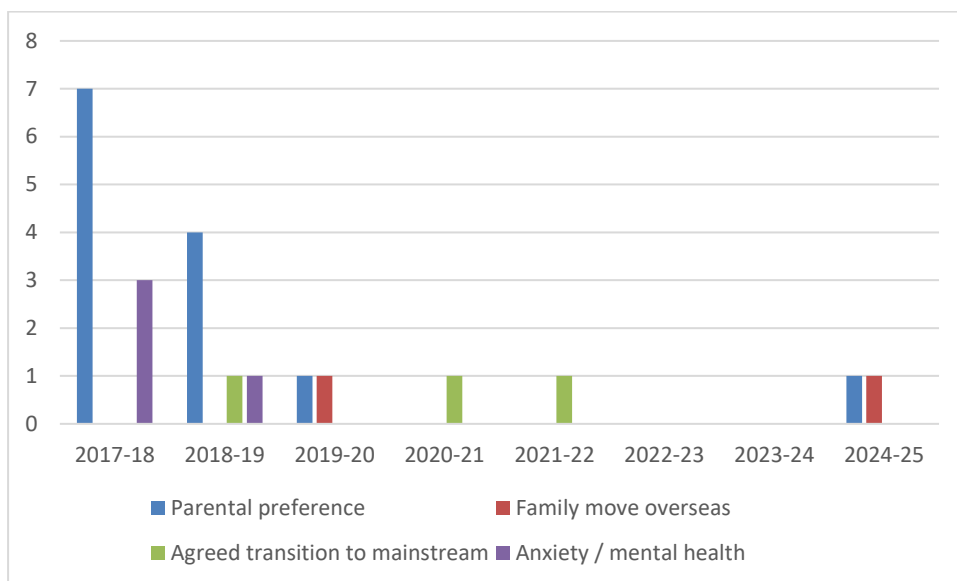


Figure 4. Year on year evolution of cause for leaving for mid-year leavers

As seen in the chart above the gradual reduction in the number of mid-year leavers at AHS over the last 7 years is sustained. It is preferable where possible to have an end of year transfer to allow for a gradual and planned transition. The marked reduction in the number of mid-year leavers finishing their placement at AHS because of parental preference is illustration of the appropriacy of the provision at AHS.

The continuation in the very low number of mid-year leavers moving from AHS because of mental health or anxiety reasons is again sustained. The impact of this analysis is the continuation of the current provision both in terms of work with parents and great practice in the area of mental health provision.

Mid-phase leavers

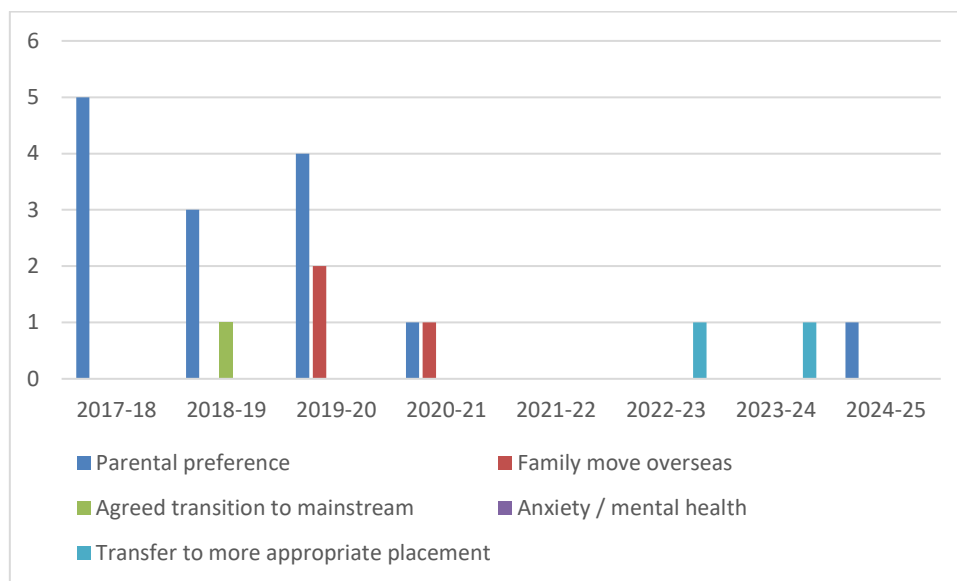


Figure 5. Year on year number of mid-phase leavers grouped by reason

As in mid-year leavers, ideally students should leave AHS at the end of phase (i.e. end of Key Stage 3, 4 or 5) to allow them to gain suitable qualifications, reduce the number of transitions and have a robustly planned transition to their new placement. The continuous low number of mid-phase leavers is a positive sign of the provision at Alderwasley Hall, illustrating our ability to meet the needs of students and parents by showing their satisfaction with it. The work carried out with key teams to work jointly with parents will hopefully enable this trend to continue over the coming years.

Appendix A: Anonymised table of July 2025 leavers

	School Year	Type of destination and course level
Student 1	15	EOTAS
Student 2	15	Higher Education
Student 3	15	West Notts College Level 3
Student 4	14	Confetti College Level 3
Student 5	14	Derby College Level 3
Student 6	14	Higher Education
Student 7	14	Landmarks College
Student 8	14	Northampton University
Student 9	14	Confetti College
Student 10	14	NEET
Student 11	14	Chesterfield College
Student 12	14	Confetti College
Student 13	14	Ireland
Student 14	14	NEET
Student 15	14	Derby College
Student 16	13	Derby College
Student 17	13	Derby College
Student 18	13	Strathmore College
Student 19	13	Nottingham College
Student 20	13	Rodbaston College
Student 21	8	EOTAS package
Student 22	8	Specialist school